



The Weaver's Bag

Mary Meigs Atwater Weaver's Guild of Utah • May 2018 • Vol. 64 No. 5

May Guild Meeting

*The Guild's May meeting is the Fiber Festival, held on Friday evening, May 4, and Saturday, May 5. You can still sign up for the events, but you must **call Karen Elrod at 385-414-0310**. Please do so if you haven't already! The Festival will be fabulous.*

2018 Spring Fiber Celebration

May 4 – 5, 2018

Utah Cultural Celebration Center, 1355 West 3100 South

with Tom Knisely



Spring Fiber Festival Schedule

Friday, May 4

6:30 p.m. – 8:45 p.m.

Catered Dinner

Keynote Speaker – Tom Knisely
“American and Historic Textiles”

Saturday, May 5

9:00 a.m. – Noon

Presentation by Tom Knisely
“Antique Japanese Rural Textiles”

Noon – 1:30 p.m.

Catered Box Lunch

Noon – 1:00 p.m.

Jazzy Junk Jubilee

1:30 p.m. – 4:30 p.m.

Afternoon Workshops

“Silk Painting on Silk Hoops,” by Debbie Sigg
“Colorful Coiled Rope Bowls,” by Juliette Lanvers
“Fun Felted Scarves,” by Beth Myers



This project is supported in part by Utah Arts & Museums, with funding from the State of Utah and the National Endowment for the Arts.

Presentations by Tom Knisely

“American and Historic Textiles” (Friday evening)

Tom will share examples from his collection of coverlets, linens, pieces of coverlets, jacquard and overshoot weaving, and embroidery. He will talk about the history behind the pieces, which he has researched or documented in person, and how and where he collected the pieces.

“Antique Japanese Rural Textiles” (Saturday morning)

Tom will show and discuss antique Japanese rural textiles made from recycled scraps of materials and threads. He will show examples of antique Japanese fabrics woven with techniques such as Sakiori weaving—salvaged rags and bits of fabric; Zanshi weaving—small bits of threads tied together and woven together; Sashiko—the art of re-piecing and stitching worn out kimonos, etc. Tom will also share his experiments in applying these techniques “with a modern touch.”



Tom Knisely

Tom Knisely has made his career from his interest and love of textiles from around the world. Tom has been studying, collecting, and teaching others about weaving and spinning for more than four decades, making him one of the most well-versed weaving instructors in North America. In addition to teaching, Tom weaves professionally and is a frequent contributor to *Handwoven* magazine. Tom is renowned among his students for his kindness, good humor, and “seemingly infinite knowledge on the subject of weaving.” Tom’s broad knowledge of textiles and textile equipment has brought him international recognition, and he is frequently asked to teach and lecture to groups all over. Tom is the author of several books—*Handwoven Table Linens*, *Weaving Rag Rugs*, *Handwoven Baby Blankets*—and a number of DVDs and individual projects available through Interweave (*Beginning Weaving*, *Weave a Good Rug*, *The Loom Owner’s Companion*, etc.).

Afternoon Workshops


“Fun Felted Scarves,” with Beth Myrer

Learn how to make fun wool scarves using the wet felting method. Learn how add adornments and get great effects with color and texture. Beth Myrer began exploring textiles as a child while sewing shorts for summer, and she progressed from there. She taught herself to knit and crochet and progressed onto embroidery and lace making. In the 1990s she was able to take a weaving class, and she learned to love the art of creating cloth. Weaving exposed Beth to spinning and felt making. Beth has taught at EGA Rocky Mountain Regional Seminar, as well as in the local Embroiderer’s Guild and Weaver’s Guild. (Maximum participants: 8)



“Silk Painting,” with Debbi Sigg

Learn how to paint with Setasilk silk paint on pre-stretched silk hoops. Debbi will provide the brushes, paints, resist, silk hoops, and a variety of sketches, or participants can bring their own designs. Participants will sketch a design onto the silk hoop, apply a water-soluble resist, and paint their design. Or they can use one of Debbi’s designs. Debbi Sigg has been silk painting for nine years. This photo shows one of her recent scarves. She has studied under Elise Wilding, Susan Moyer, Karen Sistek, Kiranada Sterling Benjamin, and Sissi Siska. Her love of art and her love of sharing her knowledge are evident in her classes. (Maximum participants: 20)



“Colorful Coiled Bowls,” with Juliette Lanvers

Make wonderful round or oblong bowls using hand-dyed rope and a sewing machine. Participants will learn how to shape their bowl—flaring and curving sides to create a pleasing shape. Different finishes and inclusions will be discussed. Participants will need to bring a sewing machine with zigzag capability to the workshop. Juliette Lanvers is a former Bernina USA Ambassador. She has taught private sewing lessons as well as group lessons at Elaine’s Quilt Block and the Pioneer Craft House.

(Maximum participants: 8)



2018 Spring Fiber Celebration Registration Form

Please use this form to review the events, but please do not complete this form. At this point, you must call Karen Elrod to register, but we still want you to register! Her number is (385) 414-0310.

____ Entire celebration: \$65 until April 12 (\$75 afterward) plus materials fee for workshop

Includes the Friday night catered dinner (by Eiffel Tower) and program, Saturday morning program, lunch, and one afternoon workshop

____ Friday night only: \$35

Includes the Friday night catered dinner (by Eiffel Tower) and program.

____ All day Saturday: \$50 plus materials fee for workshop

Includes Saturday morning program, catered lunch, and one afternoon workshop.

____ Saturday morning program only: \$25

____ Lunch only: \$15

____ One Saturday afternoon workshop only: \$25 plus materials fee for workshop

____ Total payment enclosed (Festival fees are due at time of registration)

Name: _____

Email: _____

Phone: _____

Please choose the Saturday afternoon workshop you would like to take. Workshops will be filled in order of registration received. Since everyone may not get their first choice, please rank the workshops in order of preference (1 = first choice, etc.). *The materials fees for the workshops will depend on the number of participants who register for each workshop and will be collected during the workshops. The estimated cost will be between \$15 and \$20.*

____ Fun Felted Scarves ____ Silk Painting ____ Coiled Rope Bowls

Please indicate food restrictions:

____ Vegetarian ____ Gluten Free

Mail the registration form and payment to Karen Elrod, Canyon Wren SAORI, PO Box 526197, Salt Lake City, Utah 84152. Call Karen with questions at (385) 414-0310

2018 Spring Fiber Celebration Jazzy Junk Jubilee

**Saturday, May 5, 2018
Utah Cultural Celebration Center, Room 102
12:00 noon to 1:00 p.m.**

Sale Rules

This sale is your chance to clean out your stash and help the Weaver's Guild all at the same time! The sale will be limited to the Spring Fiber Celebration participants. Simply go to the Jazzy Junk Jubilee form on the next page, and print as many copies you will need. Fill out the form with all the items you wish to sell. The number of books and magazines will be limited to 10 per sale participant.

Make labels for each item using index cards with the seller's name, the price of each item, and the number assigned to the item (from the JJJ form). Price the items in even dollar amounts. Loose items should be bagged in a clear zipper bag along with its index card label. 20 percent of all proceeds go to the Mary Atwater Weaver's Guild.

The drop-off time is 8:00 to 8:45 a.m. The pickup time for non-sold items is 1:00 to 1:25 p.m. All items not sold must be taken home by the seller!

2018 Spring Fiber Celebration Jazzy Junk Jubilee Registration Form

Artist Name _____

Artist Address _____

Daytime Phone _____

Email _____

List of Items for Sale

<u>item #</u>	<u>Description</u>	<u>Price\$</u>	<u>Amount paid:</u> Seller	<u>Amount paid:</u> MMAWG (20%)
---------------	--------------------	----------------	-------------------------------	------------------------------------

1. _____
2. _____
3. _____
4. _____
5. _____
6. _____
7. _____
8. _____
9. _____
10. _____

=====

=====

total #: _____	total price: _____	total pd: _____	total pd: _____
items		seller	MMAWG
page: ____ of ____			

To enter items into the Jazzy Junk Jubilee, the seller must complete the above form and must be a participant in the Spring Fiber Celebration. In addition, a label must be filled out ahead of time by the seller for each item to be sold. The label must contain the following information: seller's name; item number (from this form); price of item (in even dollar amounts). An index card is acceptable as a label. Loose items should be placed in a zipper bag with label. All other items must have the label attached to it in some manner. No more than 10 books or magazines per person.

Drop-off time: Saturday, April 5, 8:00 to 8:45 a.m. Pickup time for non-sold items: 1:00 to 1:25 p.m. MMAWG receives 20 percent of seller's profit as a donation. Sellers are responsible for taking non-sold items home!

Guild Sale in November!

The big news is that the Board has voted to hold a Guild Holiday Sale! We have reserved the Unitarian church where we usually meet, so mark your calendars for **November 16th and 17th**. We will be setting up on Friday afternoon, and having a preview reception Friday evening and the sale will be all day, Saturday. This is what we need from you.

- First, as you set up your looms, put on extra warp to weave items for the sale. Some of us weave a lot and will have many items, some weave few items a year. No matter, if everyone has just a couple of items for the sale, we will have plenty.
- Second, think about how you can help with the sale. We will need people to work on publicity, set up, reception and sales. If you would like to help, please contact me at 801-216-4722, fiernbeads@gmail.com.

I know that a sale in November seems like a long time away, but it will creep up on us. One way that I save on last-minute preparation is to tag things as I finish them. By law, we need to label clothing and household linens with fiber content and washing instructions. I write this on the back of a business card and pin it to each item. I also try to keep track of the cost of materials in my projects notebook so I can decide on prices somewhat intelligently. More to come. HAPPY weaving, *Catherine Marchant*

Great Basin Fiber Arts Fair—Guild Members Needed!

We have need of a few demonstrators at the Great Basin Fiber Arts Fair, which will be held this year on May 11 and 12 at the Legacy Events Center in Farmington, Utah.

Our Guild has a table rented, which will be in a space designated for other regional fiber arts Guilds to hold demonstrations. It is a wonderful opportunity for community outreach to educate the public about the existence of our Guild and encourage their participation in the fiber arts.

Please contact me if you are interested. I would like to have people there both Friday and Saturday. The marketplace is open from 10 a.m. to 6 p.m. each day. Any portable weaving project would be perfect.

Also, the Fair offers many classes, and registration for the classes closes on April 10th. Go to www.greatbasinfiberartsfair.org for more information about the fair. Hope you can join us!

Sonya Campana
801-733-5888
sonyacampana@gmail.com

Intermountain Weavers Conference

The next Intermountain Weavers Conference (IWC) will be held July 25–28, 2019 at Fort Lewis College in Durang, Colorado. To be notified of the latest information about the conference, become a member of IWC by going to intermountainweavers.org.

April Meeting: Lace Challenge and Maximo Laura, Tapestry Weaver

After the excitement of last month's meeting at the Utah Museum of Natural History, we settled back into our more regular routine, meeting back at the church, where I noticed the banner over the entrance, shown here: *Weaving the Web of Community!*






We began with the Show and Tell, with several members work and new acquisitions: Beth's chenille baby blanket, so soft; Susan's beautiful cottolin towels; Judie's new books: *Weaving on Three Shafts*, Erica de Reuter, and the *Ondule' Textiles Book*, both soon to be in the Guild

Library; Jeanette's lovely, fine silk and cashmere scarves, one wet finished, the other not; Catherine's natural cotton towels for the Guild Sale (start weaving everyone it will be here before you know it); Mimi's cotton chenille rug, very inspiring and an arashi shibori scarf; and Sonya's collection of Library Totes (which were a hit!), her lauhala bag from Hawaii, a wool blanket, rosepath baby wrap sample, and an Andean poncho woven in two panels.


After the business meeting, Michelle P. introduced the lace challenge that included drafts for Guild members. Leslie showed us her beautiful woven scarf done in a random Brooks Bouquet pattern in fine merino to imitate rain on a window. Jo S. wove a runner in turned overshot and lace, called Quilt Squares, done in 10/2 and 5/2 cotton. Susan H. showed her 8-shaft huck sampler to be used as a basis for new curtains for her front door window. Judie E. brought a towel in huck lace, based on one she bought, woven in a 6-shaft pattern. Ping wove placemats in a 4-shaft Bronson lace in 5/2 cotton. Michelle wove a towel in huck lace in 8/2 cotton as well as a silk scarf in a huck lace-plainweave combination, which gave an interesting seersucker effect when wet-finished. Eileen B. wove a 4-shaft huck lace sampler in gold 10/2 cotton with 3 different treadlings. Catherine M. wove a piece in Danish medallion, which she described as very labor intensive; she also wove a zigzag lace scarf in bamboo. Sandra S. wove a Swedish lace piece. Mimi R. wove a Spanish lace patterned red mohair scarf as well as two shibori pieces, using lace structure to weave the pull threads for the dyeing. All of the lace challenge pieces were very inspiring.

After the lace challenge reveal, Mimi Rodes gave a presentation of her tour of Maximo Laura's Tapestry Weaving studio. Máximo Laura is an award-winning Peruvian tapestry weaver, internationally recognized as one of South America's pre-eminent and most unique textile artists. Mimi and Sandra Sandberg had the incredible opportunity to see his studio and many of his designs. His designs are beautiful, with an amazing use of color. See his website to see examples of his designs at this link: <http://maximolaura.com/image-gallery2/>. Then Karen Elrod talked about her experience taking a weaving workshop in Maximo Laura's studio and showed us the piece she brought home. I've assembled a photo collection of several of the lace pieces and Karen's work. Enjoy. *Maureen Wilson*





The Shuttle-Craft Bulletin Study Group



The next meeting of the Shuttle-Craft Bulletin study group is scheduled for **June 21, 2018**. The meeting location will be Catherine Marchant's house, and the topic of discussion will be handwoven curtains, from the April 1926 and March 1937 issues. If you are interested in joining the discussion, let Maureen Wilson (maureenmwilson@yahoo.com) know.

The Shuttle-Craft Bulletins study group meets to discuss Mary Atwater's work from the Shuttle-Craft Bulletins. This is a very informal group—if you have not participated, try a meeting and see if you want to join. The meetings may start with a reading from Mary Meigs Atwater's biography.

The topics, Bulletins, and tentative schedule for the Guild year are listed below:

<i>Topic</i>	<i>Bulletins</i>	<i>Meeting Dates</i>
Curtains	April 1926, Mar 1937	June 21, 2018
Clothing/Coat Fabric	June 1926, Aug 1927	August 2018



The Slate of 2018-2019 Guild Officers

The following Guild members have agreed to serve as elected officers for the 2018-2019 Guild year. The vote for these officers will be held at the June meeting. Other Guild positions are appointed, rather than elected, and they will be announced later. We are very grateful to all those who are willing to serve as officers in the Guild.

President: Susan Hainsworth

Co-Vice-Presidents: Mimi Rodes and Alecia Suazo

Membership Secretary: Catherine Marchant

Recording Secretary: Maureen Wilson

Treasurer: Sara Lee Neill

Grants Officer: Leslie Sieburth

Get Ready for the June 16 Basket-Weaving Meeting!

The June meeting will be held on Saturday, June 16, from 9:00 a.m. to 3:00 p.m. at Mimi Rodes's home. Connie Denton, whose beautiful baskets are both creatively made and expertly executed, will be our teacher. Soon after the Fiber Festival, Mimi will send out an invitation for interested Guild members to sign up for making a basket. Connie needs to know how many people will be making baskets so that she can have the supplies ready.

The June meeting will also be a potluck lunch, and we encourage all Guild members to come for part of the day, even if they don't make a basket.

This will be a wonderful day, and we hope that all of you will put it on your calendar.

**Mary Meigs Atwater
Weaver's Guild of Utah**

May 2018 • Vol. 64 No. 5

Newsletter editors:

Susan Hainsworth, susanhainsworth@gmail.com; Maureen Wilson, maureenmwilson@yahoo.com

The newsletter is published 10 times a year.

To join the Guild send \$30.00 (\$35.00 to receive the newsletter by mail) to Catherine Marchant, 554 Lakeview Dr., Alpine, UT 84004

To join the Guild e-mail list:

MMAWG-subscribe@yahoogroups.com

Guild website: www.mmawg.org

Guild meetings are generally held the 2nd Thursday of the month at the Unitarian Church 6876 South Highland Drive (2000 East)

2017–2018 MMAWG Board

President: Susan Hainsworth, 801-860-6483, susanhainsworth@gmail.com

Vice Presidents: Mimi Rodas, 801-619-6888, mimirodes@comcast.net; Juliette Lanvers, 801-860-5481, juliettelanvers@icloud.com

Secretaries: Catherine Marchant, 801-216-4722, fibernbeads@gmail.com; Maureen Wilson, 801-485-5241, maureenmwilson@yahoo.com

Treasurer: Sara Lee Neill, 801-829-3703, slnell@xmission.com

Hospitality: Ping Chang, 801-545-0512, wanping801@gmail.com; Alicia Suazo, 801-414-5151, falconssss@aol.com

Librarian and Equipment Contact:

Sonya Campana, 801-733-5888, sonyaccampana@gmail.com

Grants Officer: Jeanette Tregeagle, knitweave@yahoo.com, 801-568-9645; Karen Elrod, 385-414-0310, karen.elrod99@gmail.com

Newsletter: Susan Hainsworth, 801-292-1169, susanhainsworth@gmail.com; Maureen Wilson, 801-485-5241, maureenmwilson@yahoo.com

Website: Judie Eatough, 801-375-5535, judie@eatough.net

HGA representative: Julie Schwartz, 435-654-0746, idschwartz@aol.com

IWC representative: Nancy Crowley

Guild Calendar 2017–2018

May 2–4, 2018

Krogbragd Workshop
with Tom Knisely

May 4–5, 2018

Fiber Festival

June 16, 2018

Basket Weaving, by Connie Denton

October 11–13, 2018

Woven Shibori Workshop
by Barbara Cabrol

November 16–17, 2018

Guild Sale
Utah Cultural Celebration Center